


**CERTIFICATE OF NET CAPITAL BALANCE OF  
DAWOOD EQUITIES LIMITED**

This is to certify that the net capital balance of **M/S. DAWOOD EQUITIES LIMITED**, corporate TRE Certificate Holder of Pakistan Stock Exchange Limited (formerly: Karachi Stock Exchange Limited), as defined under Rule 2(d) of, and Third Schedule to the Securities and Exchange Rules 1971, amounted to Rs.55,061,144 (Rupees Fifty Five Million Sixty One Thousand One Hundred and Forty Four only) as at June 30, 2016.

We further confirm that the above net capital balance of **M/S. DAWOOD EQUITIES LIMITED** is calculated / arrived at on the basis of numbers / figures duly audited.



*Haroon Zakaria & Co.*  
**Haroon Zakaria & Company**  
Chartered Accountants


Place: Karachi  
Dated: **15 SEP 2016**




**DAWOOD EQUITIES LIMITED**  
**CALCULATION OF NET CAPITAL BALANCE**  
**AS AT JUNE 30, 2016**

	<i>Note</i>	<i>Rupees</i>
<b><u>CURRENT ASSETS</u></b>		
Cash in hand		4,136
<b>Cash at bank</b>		
- Pertaining to brokerage house		3,526,567
- Pertaining to clients		8,975,560
<b>Total bank balances</b>	1	12,502,127
<b>Margin Deposit</b>		
- with KSE	2	8,781,225
<b>Trade Receivables</b>		
Book value		168,952,249
Less: Outstanding for more than 14 days		(143,811,434)
	3	25,140,815
Investment in listed securities in the name of brokerage house		15,062,572
Less: 15% discount		(2,259,386)
	4	12,803,186
Securities purchased for client where payment has not been received in 14 days	5	12,376,942
<b>Total Current Assets</b>	A	71,608,430
<b><u>CURRENT LIABILITIES</u></b>		
<b>Trade Payables</b>		
Book value		11,497,329
Less: Overdue for more than 30 days		(5,849,985)
	6	5,647,344
Other liabilities	7	10,899,942
<b>Total Current Liabilities</b>	B	16,547,286
<b>NET CAPITAL BALANCE</b>	A minus B	55,061,144



  
 \_\_\_\_\_  
 Chief Executive

  
 \_\_\_\_\_  
 Director



**DAWOOD EQUITIES LIMITED**  
**NOTES TO NET CAPITAL BALANCE CERTIFICATE**  
**AS AT JUNE 30, 2016**

**RUPEES**

**1 CASH AT BANK**

**- Pertaining to brokerage house**

Current Accounts	3,382,697
Saving Accounts	143,870
	<u>3,526,567</u>

**- Pertaining to clients**

Current Accounts	8,975,560
	<u>8,975,560</u>

**2 MARGIN DEPOSIT**

Exposure Deposit (Future)	3,989,557
Exposure Deposit (Provisional)	501,310
MTS Exposure	4,290,358
	<u>8,781,225</u>

**3 TRADE RECEIVABLES**

This amount is based on 14 days Net capital aging of trade receivables

**4 INVESTMENT IN LISTED SECURITIES**

In related parties through profit & loss	4.1	1,350,729
Others - ordinary shares	4.2	12,149,391
Mutual funds	4.3	1,562,452
		<u>15,062,572</u>
Less: 15% discount		<u>(2,259,386)</u>
		<u>12,803,186</u>



f



Quantity Rate Amount

#### 4.1 Particulars

DAWOOD CAPITAL MANAGEMENT LTD	567,613	2.15	1,220,368
FIRST DAWOOD INVESTMENT BANK LTD.	127,805	1.02	130,361
			<u>1,350,729</u>

#### 4.2 Particulars

FAUJI FERTILIZER BIN QASIM LTD (FFBL)	6675	53.01	353,842
NISHAT MILLS LIMITED (NML)	500	107.9	53,950
PAKISTAN INTERNATI BULK TERMINAL LIMITED	5000	32.07	160,350
ADAMJEE INSURANCE COMPANY LTD (AICL)	8205	50.16	411,563
AKZO NOBEL PAKSITAN LIMITED (AKZO)	1200	184.65	221,580
ICI PAKISTAN LIMITED (ICI)	1828	445.02	813,497
NATIONAL BANK OF PAKISTAN (NBP)	175	57.81	10,117
GADOON TEXTILE MILLS LTD	1000	128.59	128,590
PAKISTAN TELECOMMUNICATION LIMITED	10000	15.03	150,300
GLAXO SMITH KLINE PAKISTAN LTD	2500	207.11	517,775
ENGRO POLYMER & CHEMICAL LTD (EPCL)	67473	8.5	573,521
ENGRO POWER QADIRPUR LTD	15500	28.92	448,260
K ELECTRIC LIMITED	75000	8.06	604,500
FAYSAL BANK LTD	10000	13.11	131,100
TRG PAKISTAN LTD	5000	33.55	167,750
HABIB METRO BANK	6000	28.37	170,220
GHANDARA NISSAN LIMITED	2500	156.15	390,375
GUL AHMED TEXTILE MILLS LIMITED	5000	36.19	180,950
FATIMA FERT. CO. LTD (FATIMA)	15000	33.94	509,100
ATTOCK PETROLIUM (APL)	720	437.54	315,029
ARIF HABIB CORPORATION LTD (AHCL)	5420	39.45	213,819
ASKARI BANK LIMITED (AKBL)	22500	18.68	420,300
ALLIED BANK OF PAKISTAN LTD (ABL)	6000	89.96	539,760
THAL LIMITED	300	283.02	84,906
LOTTE CHEMICAL (LOTCHAM)	181672	6.01	1,091,849
KOTADDU POWER COMPANY (KAPCO)	1500	89.25	133,875
DEWAN CEMENT LIMITED	15000	14.48	217,200
GOLDEN ARROW SELECTED STOCKS FUND (GASF)	25000	8.4	210,000
PAKISTAN REFINERY LTD (PRL)	10000	41.18	411,800
PAKGEN POWER LIMITED	5000	24.05	120,250
DAWOOD LAW RANCEPUR	5500	180.4	992,200
HI-TECH LUBRICANTS LIMITED	4000	59.17	236,680
SYNTHETIC PRODUCTS ENTERPRISES LIMITED	5000	46.9	234,500
TPL TRAKKER LIMITED	26500	12.57	333,105
SAIF POWER	10000	30.02	300,200
TREET CORPORATION LIMITED	6000	49.43	296,580
			<u>12,149,391</u>

#### 4.3 Particulars

Nafa Govt Securities Liquide Fund	153,991	10.15	1,562,456
-----------------------------------	---------	-------	-----------





5 **SECURITIES HELD ON BEHALF OF CLIENT WHERE PAYMENT  
HAS NOT BEEN RECEIVED IN 14 DAYS**

The amount represents lower of securities held and receivable above 14 days from clients.

6 **INVESTMENT IN LISTED SECURITIES**

This amount is based on 30 days Net capital aging of trade payables

**RUPEES**

7 **OTHER LIABILITIES**

Trade payable over due for more than 30 days	5,849,985
Due to dealer	684,557
Payable to NCCPL	920,935
Accrued expenses	2,531,473
Withholding tax payable	912,992
	<u>10,899,942</u>



*Chief Executive*



*Director*

